

4TH EDITION

POWER EQUIPMENT

GENERATORS | AIR COMPRESSORS | PRESSURE WASHERS | WATER PUMPS
LOG SPLITTERS | HEATERS | VACUUMS



Generators 4

Inverter Generators 4

Generators 5

Air Compressors 7

Electric Air Compressors 7

Gas Air Compressors 11

Combination Units 13

Air Compressor Accessories 15

Pressure Washers 18

Hot Water Pressure Washers 19

Gas Pressure Washers 21

Electric Pressure Washers 23

Wallmounted Pressure Washers 25

Pressure Washer Accessories 26

Water Pumps 31

Water Pumps 31

Trash Pumps 34

Chemical Transfer Pumps 35

Wildland Series 38

Water Pump Accessories 39

Log Splitters 40

Heaters 42

Vacuums 44

Display Accessories 45

Warranty 46

THE POWER YOU NEED

Every farmstead and work site, no matter how big or small, needs a wide variety of tools and equipment to run at peak efficiency. Tractors and equipment are the backbone of production, but there are a lot of tools that support them. Power equipment is an important part of the equation, including generators to provide power for equipment in the field or at home, compressors supply power to a wide variety of air tools that are used on vehicles and equipment. Pressure washers clean and maintain vehicles, buildings, and property. Water pumps move water to prevent flooding, drain work sites, get water to land or animals, and can send liquid fertilizer to where it is needed. When winter comes, diesel heaters can be used for warmth and Log Splitters help prepare the wood used for fuel on long, cold nights, and of course vacuums help clean up after the job is done. Whatever the task, do it faster, easier and cleaner, with power equipment made with the same quality you have come to expect from the Case IH and CASE brands.



INVERTERS

HIGH TECHNOLOGY IN A SMALL PACKAGE

FUEL EFFICIENT – The CPU senses how much demand is needed and powers up the machine to give just enough. This makes the machine fuel conscious, only using what is needed for the given task.

CLEAN ENERGY – The design of the units feature clean power output with very little distortion in its energy signature. What does this mean to you? Your sensitive electronics - such as computers, programmable thermostats, and televisions - will be safe.

QUIET – The noise output, even at full power is a fraction compared to conventional generators. This makes the inverter ideal when at the workplace, fishing, or camping.

PORTABLE – Great thought and care has gone into the design of the inverter generators to make them compact and light as possible. They tend to be smaller and can be easily packed into any vehicle or camper/trailer.

INVERTERS & GENERATORS

2100-Watt, Gas Inverter Generator

- 79cc Powerease
- Recoil start
- 1800 Running watt output
- 1 × 120V duplex (20A)
- 1 × 12v DC 8.3A DC
- rated amp: 13.3A
- Ultra quiet-running
- 2 USB ports
- Automatic throttle saves fuel
- 4.2/1.1 Gal fuel tank capacity
- Parallel capability
- Decibel rating: 59Db @ rated load
53Db @ 1/4 load

PART NO.	DESCRIPTION
C2100IG	2100-Watt Inverter, Case IH
CC2100IG	2100-Watt Inverter, CASE

PARALLEL CAPABILITY



C2100IG Parallel Cable
Part No. BCNH570900

COMMERCIAL SERIES

NEW 2019

POWER EASE
ENGINES



Part No. C2100IG

Part No. CC2100IG

3600-Watt, Electric Inverter Generator

- 212cc Powerease
- Electric Start
- Includes Remote Start
- 3000 Running Watt Output
- 2X USB Ports
- LED Control Panel
- 1 × 120V 20A Duplex
- 1 × 120V 30A Twistlock
- 12V DC 8.3A
- Rated Amp: 25A
- Ultra Quiet-Running
- Automatic Throttle Saves Fuel
- 9L/2.2 Gal Fuel Tank Capacity
- Parallel Capability
- Decibel Rating: 59Db @ Rated Load
53Db @ 1/4 Load

PART NO.	DESCRIPTION
C3600IG	3500-Watt Inverter, Case IH
CC3600IG	3500-Watt Inverter, CASE

NEW 2019



Part No. CC3600IG

Part No. C3600IG

COMMERCIAL SERIES

POWER EASE
ENGINES

4200-Watt, Gas Generator

- 223cc Powerease OHV
- Pull-start engine
- 3500 running watt output
- 4 × 120V 20A Duplex, 1 × 120V/240V 4 prong Twist-Lock
- Low Oil Shutdown, voltage selector
- CSA/EPA/Carb approved

PART NO.	DESCRIPTION
BC4200PS	4200-Watt Generator, Case IH
BCC4200PS	4200-Watt Generator, CASE



Part No. BC4200PS

Part No. BCC4200PS

9000-Watt, Gas Generator

- 420cc Powerease
- Electric-start engine
- 7100 running watt output
- 3 × 120V Duplex, 1 × 120V Twist-Lock, 1 × 240V Twist-Lock
- Auto-idle feature, Low Oil Shutdown, automatic voltage regulator
- CSA/EPA/Carb approved

PART NO.	DESCRIPTION
MC9000ER	9000-Watt Generator, Case IH
MCCE9000ER	9000-Watt Generator, CASE



Part No. MC9000ER

Part No. MCCE9000ER

12000-Watt, Electric Generator

- 459cc Powerease
- Electric Start
- Low Oil Shutdown
- 12000 Max Output
- 9000 Running Watt Output
- Receptacles:
- 1 × 120V/240V Rated Voltage
- 26.5L/7 Gal Fuel Tank Capacity
- Run Time Per Tank: 7H @ Full Load
- Hour Meter
- Fuel Gauge
- Circuit Breakers
- 9" Flat Free Tires
- Low Oil Shutdown
- 14A Battery Included

PART NO.	DESCRIPTION
C12000ES	12000-Watt Generator, Case IH
CC12000ES	12000-Watt Generator, CASE



NEW 2019



Part No. C12000ES

Part No. CC12000ES

THE POWER YOU NEED
TO SUCCEED



WORKSHOP

SERIES

Designed for small projects around the shop and house.

COMMERCIAL

SERIES

Engineered for contractors who depend on durable and effective equipment.

INDUSTRIAL

SERIES

Built to last with high end performance for those who depend on their equipment all day, every day.

AIR COMPRESSORS

10-Gallon Electric Air Compressor

- 2.0 HP
- 120V
- Direct drive
- Oil Lubricated Pump
- 4.0 CFM @ 90 PSI

PART NO.	DESCRIPTION
BCAC2010	10-Gallon Air Compressor, Case IH
BCCEAC2010	10-Gallon Air Compressor, CASE

WORKSHOP

SERIES



Part No. BCAC2010



Part No. BCCEAC2010

20-Gallon Electric Air Compressor

- 2.0 HP
- 120V
- Direct drive
- Oil Lubricated Pump
- 4.0 CFM @ 90 PSI

PART NO.	DESCRIPTION
BCAC2020	20-Gallon Air Compressor, Case IH
BCCEAC2020	20-Gallon Air Compressor, CASE

WORKSHOP

SERIES



Part No. BCAC2020



Part No. BCCEAC2020

2.1-Gallon Electric Air Compressor

- 2.0 HP
- Lightweight
- Ball Valve Tank Drain
- Oil Lubricated Pump
- 4.0 CFM @ 90 PSI
- 120V Electric Motor

PART NO.	DESCRIPTION
BCAC203C	2.1-Gallon Air Compressor, Case IH
BCCAC203C	2.1-Gallon Air Compressor, CASE

COMMERCIAL SERIES



5-Gallon Electric Air Compressor

- 2.5 Hp
- 120V
- 6.5 CFM @ 90 PSI
- Cast iron pump
- On board storage compartment
- Oil lubricated pump
- Foldable Handle
- Flat Free Tires

PART NO.	DESCRIPTION
BCAC255	5-Gallon Air Compressor, Case IH
BCCAC255	5-Gallon Air Compressor, CASE

COMMERCIAL SERIES



20-Gallon Electric Air Compressor

- 3.0 HP
- 120V
- Belt drive
- Flat Free Tires
- Oil Lubricated Pump
- 5.6 CFM @ 90 PSI

PART NO.	DESCRIPTION
BCAC3220B	20-Gallon Air Compressor, Case IH
BCCAC3220B	20-Gallon Air Compressor, CASE

COMMERCIAL SERIES



30-Gallon Electric Air Compressor

- 3.0 HP
- 120V
- Belt drive
- Flat Free Tires
- Oil Lubricated Pump
- 5.6 CFM @ 90 PSI

PART NO.	DESCRIPTION
BCAC3230B	30-Gallon Air Compressor, Case IH
BCCAC3230B	30-Gallon Air Compressor, CASE

COMMERCIAL SERIES



5.0 HP, 80-Gallon Electric Air Compressor

- 5.0 HP
- Belt drive
- 17.5 CFM @ 175 PSI
- 208/230V, 1 Phase*
- Heavy-duty 2 stage solid cast iron pump
- Disc and spring valves
- Auto start/stop
- Oil Lubricated Pump
- ASME tested powder coated steel tank
- * *Other voltages available*

PART NO.	DESCRIPTION
BCAC5080B	80-Gallon Air Compressor, Case IH
BCCEAC5080B	80-Gallon Air Compressor, CASE

INDUSTRIAL SERIES



Part No. BCAC5080B



Part No. BCCEAC5080B

7.5 HP, 80-Gallon Electric Air Compressor

- 7.5 HP
- Belt drive
- 24 CFM @ 175 PSI
- 208/230V, 1 Phase*
- Heavy-duty 2 stage solid cast iron pump
- Disc and spring valves
- Auto start/stop
- Oil Lubricated Pump
- Magnetic starter mounted and wired
- ASME tested powder coated steel tank
- * *Other voltages available*

PART NO.	DESCRIPTION
BCAC7580B	80-Gallon Air Compressor, Case IH
BCCEAC7580B	80-Gallon Air Compressor, CASE

INDUSTRIAL SERIES



Part No. BCAC7580B



Part No. BCCEAC7580B

196cc Honda, 8-Gallon Gas Air Compressor

- 196cc Honda GX200 engine
- Belt drive
- 13.8 CFM @ 90 PSI
- Flat free tire
- Panel Integrated Controls
- Conrader Valve

PART NO.	DESCRIPTION
BCAC658HB	8-Gallon Air Compressor, Case IH
BCCEAC658HB	8-Gallon Air Compressor, CASE

POWERED by **HONDA**

COMMERCIAL SERIES



210cc Powerease, 8-Gallon Gas Air Compressor

- 210cc Powerease engine
- Belt drive
- 13.8 CFM @ 90 PSI
- Flat free tire
- Panel Integrated Controls
- Conrader Valve

PART NO.	DESCRIPTION
BCAC708RB	8-Gallon Air Compressor, Case IH

POWER EASE ENGINES

COMMERCIAL SERIES



270cc Honda, 8-Gallon Gas Air Compressor

- 270cc Honda GX270 Pull Start
- 17.7 CFM @ 175 PSI
- Two Stage Compressor
- Belt Drive
- Heavy Cast Iron Pump
- Flat free tires
- Panel Integrated Controls
- Conrader Valve

PART NO.	DESCRIPTION
BCAC908HB	8-Gallon Air Compressor, Case IH

POWERED by **HONDA**

COMMERCIAL SERIES



270cc Honda, 30-Gallon Gas Air Compressor

- 270cc Honda GX270 Engine
- Pull Start
- 16 CFM @ 175 PSI
- Heavy Two-Stage Solid Cast Iron Pump
- Disk and Spring Valves
- Bearings On Both Ends Of The Crankshaft
- ASME Tested Powder Coated Steel Tank

PART NO.	DESCRIPTION
BCAC930HB	30-Gallon Stationary Air Compressor, Case IH
BCCAC930HB	30-Gallon Stationary Air Compressor, CASE

POWERED by
HONDA

INDUSTRIAL SERIES



Part No. BCAC930HB

389cc Honda, 30-Gallon Gas Air Compressor

- 389cc Honda GX390 Engine
- Electric Start
- Belt Drive
- 23 CFM @ 175 PSI
- Heavy Two-Stage Solid Cast Iron Pump
- Disk and Spring Valves
- Bearings On Both Ends Of The Crankshaft
- ASME Tested Powder Coated Steel Tank

PART NO.	DESCRIPTION
BCAC1330HEB	30-Gallon Air Compressor, Case IH
BCCEAC1330HEB	30-Gallon Air Compressor, CASE

POWERED by
HONDA

Battery Kit
Part No.85.571.095LI

INDUSTRIAL SERIES



Part No. BCCEAC1330HEB

Part No. BCAC1330HEB

8-Gallon 2-In-1 Wheeled Air Compressor/Generator Combo

Compressor Features

- 389cc Honda GX390 Engine
- Electric Start
- Flat free tire
- 16 CFM @ 175 PSI

Generator Features

- Max. Output 4000W
- Continuous Output 3500W
- Receptacles: NEMA 5-15R
- Battery Included

PART NO.	DESCRIPTION
BCAC138HG2	8-Gallon Air Compressor Generator Combo, Case IH
BCCAC138HG2	8-Gallon Air Compressor Generator Combo, CASE



Part No. BCAC138HG2

POWERED by
HONDA

INDUSTRIAL
SERIES

30-Gallon 2-In-1 Compressor/Generator Combo

Compressor Features

- 389cc Honda GX390 Engine
- Electric Start
- Stationary
- 16.0 CFM @ 175 PSI

Generator Features

- Max. Output 4000W
- Continuous Output 3500W
- Receptacles: NEMA 5-15R
- Battery Not Included

PART NO.	DESCRIPTION
BCAC1330HG2	30-Gallon Air Compressor, Case IH
BCCAC1330HG2	30-Gallon Air Compressor, CASE



Part No. BCAC1330HG2

POWERED by
HONDA

Battery Kit
Part No.85.571.095LI

INDUSTRIAL
SERIES

30-Gallon 3-In-1 Air Compressor/Welder/Generator

PART NO.	DESCRIPTION
BCAC1330HGW	30-Gallon Air Compressor/Welder/Generator, Case IH
BCCEAC1330HGW	30-Gallon Air Compressor/Welder/Generator, CASE



BELT GUARD AIR COOLER



Part No. BCCEAC1330HGW



Part No. BCAC1330HGW

FEATURES

- 389cc Honda OHV GX390 engine
- Electric start with battery
- Access to compressor valves without compressor head removal
- Cast iron pump
- Bearings on both ends of the crank shaft
- Full saddle mounting feet instead of pegged mounting feet
- Alternator on driven engine
- Pilot valve continuous operation

COMPRESSOR FEATURES

- 22 CFM @ 100 PSI
- 19 CFM @ 175 PSI
- **Heavy-duty 2 stage pump**
 - » For added torque received at 175 PSI
- **Disc and spring valve**
 - » For an industrial grade, instead of a reed or flapper style valve
- **Head unloaded**
 - » For a lower fuel cost and pump cooling
- **Centrifugal unloader, large bore**
 - » Bleeds head pressure down after cycle to save hard starts on the engine
- **Belt guard air cooler**
 - » Compressor discharge air cooled from up to 400°F to 15°F above ambient air
 - » Removes moisture from air & reduces tank and air line heat
- **Automatic tank drain**
- **Includes on-board battery, mounted and wired**
 - » No wiring to the front of the truck needed



Skid Mount Option - Part No. BCAC1330HGWB

POWERED by
HONDA™

GENERATOR FEATURES

- 5500 max AC output
- 5000 AC continuous output
- 110/220 Volt outlets
- 41 Amps @ 120 Volt
- 20 Amps @ 240 Volt

WELDER FEATURES

- Amp Range - 180 - 250A
- Duty Cycle – 250 Amps @ 70%
- DC Voltage – 120 - 180A

INDUSTRIAL SERIES



1/4" X-Stream Hi-Flex Air Hose

- **FITTING :** 1/4" MNPT
- **PSI:** 300

PART NO.	DESCRIPTION
BCNH42010030	25' X-Stream Hi-Flex Air Hose
BCNH42010031	50' X-Stream Hi-Flex Air Hose



3/8" X-Stream Hi-Flex Air Hose

- **FITTING :** 1/4" MNPT
- **PSI:** 300


PART NO.	DESCRIPTION
BCNH42010033	25' X-Stream Hi-Flex Air Hose
BCNH42010034	50' X-Stream Hi-Flex Air Hose



250' X-Stream Hi-Flex Bulk Hose Program


- **FITTING:** 1/4" MNPT
- **PSI:** 300

PART NO.	DESCRIPTION
BCNH42010032	1/4" X-Stream Hi-Flex Bulk Hose
BCNH42010035	3/8" X-Stream Hi-Flex Bulk Hose



X-Stream MNPT Air Hose End Assembly Kit

PART NO.	DESCRIPTION
BCNH42010038	For use with 1/4" Air Hose
BCNH42010039	For use with 3/8" Air Hose



X-Stream MNPT Air Hose Splicer Assembly Kit

PART NO.	DESCRIPTION
BCNH42010036	For use with 1/4" Air Hose
BCNH42010037	For use with 3/8" Air Hose



Air Inflator With Gauge

- 2" rubber protected gauge shows 10 – 220 PSI
- 1/4" FNPT
- 14" flexible hose with locking head
- Built in bleed valve for relieving excess pressure

PART NO.	DESCRIPTION
BCNH000014	Air inflator with 2" gauge



Pistol Grip Blow Gun

- 1/4" FNPT Fitting
- Precise trigger grip to manage air flow
- Narrow tip to access hard to reach areas

PART NO.	DESCRIPTION
BCNH000010	4" Blow Gun
BCNH000011	20" Blow Gun



Blow Guns

- 1/4" NPT
- 150 PSI max pressure
- Zinc-alloy gun body with satin finish

PART NO.	DESCRIPTION
MC24AGW	24" Air gun & wand
MC36AGW	36" Air gun & wand
BCNH48AGW	48" Air gun & wand



Blow Gun

- 1/4" FNPT
- Standard rubber nozzle
- 125 PSI max pressure

PART NO.	DESCRIPTION
BCNH000012	1/4" Blow Gun



Air Combs

- 5 Air vent holes
- Cleans hard to reach areas
- Great for cleaning air filters

PART NO.	DESCRIPTION
MCNH12AC	12" Air comb
MCNH24AC	24" Air comb
MCNH36AC	36" Air comb
MCNH48AC	48" Air comb



Long Tire Chuck

- 1/4" FNPT

PART NO.	DESCRIPTION
BCNH000009	Long Tire Chuck

NEW 2019



1/4" 5 Piece I/M Kit

- 1 × 1/4" FNPT Coupler
- 1 × 1/4" FNPT Plug
- 3 × 1/4" MNPT Plug

PART NO.	DESCRIPTION
BCNH000017	1/4" 5-Piece I/M Kit



Swivel Connector

- 1/4" Swivel connector
- Industrial I/M style fitting

PART NO.	DESCRIPTION
BCNH000015	1/4" Swivel Connector



20 PCS Pneumatic Accessory Kit

- 2 × 1/4" Female Coupler
- 3 × 1/4" Male Plug
- 2 × 1/4" Female Plug
- 1 × 1/4" Female Adapter Nipple
- 1 × 1/4" Male Adapter Nipple
- 1 × Pencil Type Tire Gauge
- 1 × Blow Gun
- 1 × Safety Nozzle
- 1 × Dual Tire Chuck
- 1 × Tapered Nozzle
- 1 × Teflon Tape
- 2 × Sport Ball Needle
- 1 × Air Hose With Fittings
- 1 × Blow Gun Rubber Tip Nozzle
- 1 × Blow Gun Adapter

PART NO.	DESCRIPTION
42.000.053	20 PCS Pneumatic Accessory Kit



HOT WATER PRESSURE WASHER SPECIFICATIONS

OIL / DIESEL FIRED



Adjustable thermostat
up to 200°F with LED rocker switch and hour/tach meter

American made
heavy duty 7000 PSI rupture disk

Heavy-duty **roll-cage powder coated 1.5" OD** steel tube frame, with centre balanced lift hook (above industry standards)

HEATING COIL

½" Heavy-duty schedule 80 American made Carbon Steel Cold-rolled pipe, no weak points from heating to make bends

5500PSI Rated, "Full Sized" 96' length for maximum heat rise and proper heat production

Stainless-steel coil skin provides extra durability and resists corrosion

12v DC Oil-fired Beckett burner with low voltage inhibitor, prevents burner from starting up if battery voltage is dropped

Mounting bracket for truck mounting

13" heavy-duty flat free tires

Honda GX390 electric start w/ 18amp charge

Triplex direct-drive general pump carries a **5-year warranty**

Adjustable pressure relief valve

12" oil drain hose for ease of maintenance

7-gallon, removable, rust-proof polyethylene fuel tank with fuel gauge in cap

Brake assembly

Marine sealed battery box with 55 AH AGM deep cycle battery

3/4"HD Threaded mount axle

360° Hose reel swivel bracket

FEATURES

- Gun/wand assembly with insulated grip and quick connects
- 50' high pressure hose w/quick connects
- 20% chemical injector assembly w/quick connects
- 4 color-coded QC spray nozzles
- 1 color-coded QC chemical nozzle



POWERED by **HONDA**



DIRECT DRIVE

MODEL	GPM	PSI	CC's	ENGINE	BTU/HR	PUMP MODEL	DRIVE	BURNER FUEL CONS.	UNIT DIMENSIONS	SHIPPING DIMENSIONS	SHIP WT (lbs)
C4013HGHW	4	4000	389	HONDA GX390	330,000	GENERAL PUMP EZ4040	DIRECT	2.21 GPH	47"L x 31"W x 50"H	52"L x 36"W x 55"H	530

4000 PSI, Hot Water Pressure Washer

- 389cc Honda GX390
- 4000 PSI
- 4.0 GPM
- General EZ4040G Direct Drive
- 300,000 BTU/HR
- Beckett burner
- 20% chemical injector
- 13" Heavy-Duty Flat-Free Tires
- Gun/Wand Assembly
- 50' High-pressure hose
- Includes Truck Mounting Bracket
- 200°F Max Temp

PART NO.	DESCRIPTION
C4013HGHW	GX390 Honda, 4.0 GPM, 4000 PSI, Case IH
CC4013HGHW	GX390 Honda, 4.0 GPM, 4000 PSI, CASE



NEW 2019



Part No. C4013HGHW

4000 PSI, Hot Water Pressure Washer

- 420cc Powerease
- 4000 PSI
- 4.0 GPM
- AR RSV4040 Direct Drive
- 300,000 BTU/HR
- Beckett burner
- 20% chemical injector
- 13" Heavy-Duty Flat-Free Tires
- Gun/Wand Assembly
- 50' High-pressure hose
- Includes Truck Mounting Bracket
- 200°F Max Temp

PART NO.	DESCRIPTION
C4015RAHW	Powerease, 4.0 GPM, 4000 PSI, Case IH
CC4015RAHW	Powerease, 4.0 GPM, 4000 PSI, CASE



NEW 2019



Part No. CC4015RAHW

1500 PSI, Hot-Water, Electric Pressure Washer

- 2.0 HP electric motor
- Single phase
- 120V
- 1500 PSI max pressure
- 2.0 GPM
- Direct drive, commercial grade pump
- Fully enclosed fan cooled electric motor
- 50' x 3/8" high-pressure hose with screw connect
- 36" industrial grade gun/wand assembly, dual wand with 15° fixed and soaper nozzle
- 190°F max temperature

PART NO.	DESCRIPTION
MC152EGHW	2.0 HP, 2.0 GPM, 1500 PSI, Case IH

COMMERCIAL SERIES



Part No. MC152EGHW

2500 PSI, Hot-Water, Gas Pressure Washer

- 196cc Honda GX200 engine
- 2500 PSI max pressure
- 2.5 GPM
- Commercial grade triplex plunger pump
- 50' x 3/8" high-pressure hose with screw connects
- 36" industrial grade gun/wand assembly
- 200°F max temperature

PART NO.	DESCRIPTION
MC2765HAHW	GX200 Honda, 2.5 GPM, 2500 PSI, Case IH
MCCE2765HAHW	GX200 Honda, 2.5 GPM, 2500 PSI, CASE

POWERED by **HONDA**™

COMMERCIAL SERIES



Part No. MCCE2765HAHW

Part No. MC2765HAHW

3500 PSI, Hot-Water, Gas Pressure Washer

- 389cc Honda GX390 engine
- 3500 PSI max pressure
- 4.0 GPM
- Commercial grade triplex plunger pump
- 50' x 3/8" high-pressure hose with screw connects
- 36" industrial grade gun/wand assembly, dual wand with 15° fixed and soaper nozzle
- 200°F max temperature

PART NO.	DESCRIPTION
MC3513HAHW	GX390 Honda, 4.0 GPM, 3500 PSI, Case IH
MCCE3513HAHW	GX390 Honda, 4.0 GPM, 3500 PSI, CASE

POWERED by **HONDA**™

COMMERCIAL SERIES



Part No. MCCE3513HAHW

Part No. MC3513HAHW

2500 PSI, Gas Pressure Washer

- 196cc Honda OHV GX200 engine
- Direct-drive, commercial-grade triplex plunger pump
- 25' x 1/4" high-pressure hose with quick connects
- 36" industrial grade gun/wand assembly
- 4 spray nozzles (0°, 15°, 40°, soaper), downstream (low-pressure) soap injector

PART NO.	DESCRIPTION
MC2565HA	2500 PSI, 3.0 GPM, Case IH
MCCE2565HA	2500 PSI, 3.0 GPM, CASE



Part No. MC2565HA

Part No. MCCE2565HA

2700 PSI, Gas Pressure Washer

- 160cc Honda OHC GC160 engine
- Direct-drive, commercial-grade axial pump
- 25' x 1/4" high-pressure hose with quick connects
- 36" industrial grade gun/wand assembly
- 4 spray nozzles (0°, 15°, 40°, soaper), downstream (low-pressure) soap injector

PART NO.	DESCRIPTION
MC275HX	2700 PSI, 2.3 GPM, Case IH



Part No. MC275HX

3100 PSI, Gas Pressure Washer

- 225cc Powerease OHV engine
- Direct-drive, commercial-grade axial pump
- 25' x 1/4" high-pressure hose with quick connects
- 36" industrial grade gun/wand assembly
- 4 spray nozzles (0°, 15°, 40°, soaper), downstream (low-pressure) soap injector

PART NO.	DESCRIPTION
MC317RX	3100 PSI, 2.5 GPM, Case IH



Part No. MC317RX

4000 PSI, Gas Pressure Washer

- 420cc Powerease OHV engine
- Direct-drive, commercial-grade triplex plunger pump
- 50' × 3/8" high-pressure hose with quick connects
- 36" industrial grade gun/wand assembly
- 4 spray nozzles (0°, 15°, 40°, soaper), downstream (low-pressure) soap injector

PART NO.	DESCRIPTION
MC4015RA	4000 PSI, 4.0 GPM, Case IH



Part No. MC4015RA

4000 PSI, Gas Pressure Washer

- 389cc Honda OHV GX390 engine
- Direct-drive, commercial-grade triplex plunger pump
- 50' × 3/8" high-pressure hose with quick connects
- 36" industrial grade gun/wand assembly
- 4 spray nozzles (0°, 15°, 40°, soaper), downstream (low-pressure) soap injector

PART NO.	DESCRIPTION
MC4013HA	4000 PSI, 4.0 GPM, Case IH
MCCE4013HA	4000 PSI, 4.0 GPM, CASE



Part No. MC4013HA

Part No. MCCE4013HA

3600 PSI, Belt Drive Pressure Washer

- 389cc Honda OHV GX390 engine
- Belt-drive, commercial-grade triplex plunger pump
- 50' × 3/8" high-pressure hose with quick connects
- 36" industrial grade gun/wand assembly
- 4 spray nozzles (0°, 15°, 40°, soaper), downstream (low-pressure) soap injector

PART NO.	DESCRIPTION
BC3613HBA	3600 PSI, 4.0 GPM, Case IH
BCCE3613HBA	3600 PSI, 4.0 GPM, CASE



Part No. BC3613HBA

Part No. BCCE3613HBA

1500 PSI, Electric Pressure Washer

- Powerease motor
- Direct-drive, commercial-grade triplex plunger pump
- 25' × 1/4" high-pressure hose with quick connects
- 36" industrial grade gun/wand assembly
- 4 spray nozzles (0°, 15°, 40°, soaper), downstream (low-pressure) soap injector

PART NO.	DESCRIPTION
MC1515EN	1.5 HP, 1500 PSI, 1.6 GPM, 110V, 13.2 Amp, Case IH



Part No. MC1515EN

1900 PSI, Electric Pressure Washer

- 20' high-pressure hose
- Spray gun with quick-coupler fittings
- Variable spray nozzle lance
- Turbo nozzle lance
- 35' power cord with Auto Reset GFCI Module
- Detergent bottle
- On-board storage
- Total stop system (TSS)

PART NO.	DESCRIPTION
BC1813E	1900 PSI, 1.5 GPM, 120V, 14 Amp, Case IH



Part No. BC1813E

2000 PSI, Electric Pressure Washer

- Baldor TEFC motor
- Direct-drive, commercial-grade triplex plunger pump
- 25' × 1/4" high-pressure hose with quick connects (MC203BA)
- 50' × 3/8" high-pressure hose with quick connects (MC205BA)
- 36" industrial grade gun/wand assembly
- 4 spray nozzles (0°, 15°, 40°, soaper), downstream (low-pressure) soap injector

PART NO.	DESCRIPTION
MC203BA	3.0 HP, 2000 PSI, 2.0 GPM, 220V, 13 Amp, Case IH
MC205BA	5.0 HP, 2000 PSI, 3.5 GPM, 220V, 23 Amp, Case IH



Part No. MC205BA

**WE DON'T CUT CORNERS,
WE CLEAN THEM**



1500 PSI, High Temp, Electric Pressure Washer, Wall Mount

- 2.0 HP Baldor Motor (1 Phase)
- 110V
- 1500 PSI
- 2.0 GPM
- 17 AMPS
- Hot Water commercial grade, triplex plunger pump
- Hose Reel with 50' Hose

Unique High Temperature Pressure Pump

- Can handle water intake up to 200°F
- Heat greatly enhances cleaning power

PART NO.	DESCRIPTION
BC1520BWH	1500 PSI, 2.0 GPM, Case IH



BALDOR
MOTORS AND DRIVES

**AUTOMATIC
START/STOP SYSTEM**
EXTENDS THE LIFE OF YOUR PUMP

COMMERCIAL
SERIES



Part No. BC1520BWH

1500-2000 PSI, Cold-Water, Electric Pressure Washer, Wall Mount

MC152BWA:

- 2.0 HP Baldor Motor TEFC
- 110V
- 1500 PSI
- 2.0 GPM
- 17 AMPS

MC205BWA:

- 5.0 HP Baldor Motor TEFC
- 220V
- 2000 PSI
- 4.0 GPM
- 23 AMPS

- Commercial grade, triplex plunger pump
- 50' × 3/8" high-pressure hose with quick connects
- Hose Reel with 50' Hose
- Automatic shutdown feature extends pump life

PART NO.	DESCRIPTION
MC152BWA	2.0 HP, 1500 PSI, 2.0 GPM, Wall Mount, Case IH
MC205BWA	5.0 HP, 2000 PSI, 4.0 GPM, Wall Mount, Case IH

BALDOR
MOTORS AND DRIVES

COMMERCIAL
SERIES



Part No. MC152BWA

Rear Load Gun/Wand Assembly

- 3700 PSI max pressure
- 8.0 GPM
- 140°F
- 3/8" FNPT inlet
- 1/4" Q/C Outlet
- Easy Trigger
- Comfort Grip Handle



Part No. MCNH205052

PART NO.	DESCRIPTION
MCNH205052	Gun and Wand Assembly, 36", 3700 PSI

Use with:

MC317RX, MC275HX, MC2565HA, MC1515EN, MCCE2565HA

Industrial Spray Gun and Wand Assembly

- 210°F
- 3/8" FNPT inlet
- 1/4" FNPT outlet
- MCNH205026: comes complete with 36" wand and all quick-connect fittings



Part No. BCNH202109



Part No. MCNH205026

PART NO.	DESCRIPTION
BCNH202109	Gun, 5000 PSI, 10.5 GPM
MCNH205026	Gun/Wand Assembly, 36", QC Fittings, 4000 PSI, 8.0 GPM

Use with:

MC4015RA, MC4013HA, MC203BA, MC205BA, MC2765HAHW, MC152BWA, MCCE4013HA, BCCE3613HBA, MCCE2765HAHW

Gun/Double Wand Assembly, Hot Water

- 4000 PSI max pressure
- 10.5 GPM
- 300°F
- 1/4" MNPT inlet
- 1/4" FNPT outlet
- Use with hot water machines



Part No. MCNH202059

PART NO.	DESCRIPTION
MCNH202059	43" Gun/Double Wand

Use with:

MC3513HAHW, MCCE3513HAHW

Pressure Washer 1/4" Hose, Cold Water, Single Wire Braid

- 4000 PSI max pressure
- 212°F max temp
- 3/8" Brass coupler steel plug

PART NO.	DESCRIPTION
MCNH225228	Hose, 25', 4000 PSI



Part No. MCNH225228

Pressure Washer 3/8" Hose, Single Wire

- 4000 PSI max pressure
- 310°F max temp
- Comes complete with quick-connect fittings
- Single wire braid wrapped cover

PART NO.	DESCRIPTION
MCNH238151	Hose, 50' x 3/8", 4000 PSI



Part No. MCNH238151

Pressure Washer 3/8" Hose, Hot Water, Double Wire Braid

- 6000 PSI max pressure
- 310°F max temp
- Comes complete with quick-connect fittings
- Double wire braid wrapped cover
- Use with hot water machines

PART NO.	DESCRIPTION
MCNH238250	Hose, 50' x 3/8", 6000 PSI



Part No. MCNH238250

Hose Reel Kit

- 4000 PSI max pressure
- 100' capacity
- Includes 62" jumper hose
- Quick-connect plug connects directly to your washer
- Mounts to top of frame

PART NO.	DESCRIPTION
MCNH402001K	Hose Reel Kit, 100' Capacity, 4000 PSI



Part No. MCNH402001K

Quick-Connect Universal Couplers & Plugs

- Universal quick connection
- 5000 PSI max pressure
- 10 GPM
- 250°F
- Flow-through design
- * MCNH400202 includes: MCNH300102, MCNH300103, MCNH300101, MCNH300104 (1 of each)

PART NO.	DESCRIPTION
MCNH400202	Coupler/Plug Kit *
MCNH300102	Coupler, Brass, 1/4" FNPT
MCNH300103	Coupler, Brass, 3/8" FNPT
MCNH400200	Kit, Coupler O-Rings
MCNH300109	Plug, Steel, 1/4" MNPT
MCNH300101	Plug, Steel, 1/4" FNPT
MCNH300104	Plug, Steel, 3/8" FNPT
MCNH300105	Plug, Steel, 3/8" MNPT



Part No. MCNH300101



Part No. MCNH300102

Quick-Connect Spray Nozzles

- High-pressure stainless-steel nozzles
- Color-coded to differentiate spray angles
- 1/4" quick-connect
- Nozzle sets include: 0° (red), 15° (yellow), 40° (white), soaper (black), (1 of each)
- #030 orifice to be used on pressure washers up to 210cc (7 HP)
- #035 orifice to be used on pressure washers higher than 210cc (7 HP) and up to 390cc (13 HP)

PART NO.	DESCRIPTION	PSI
MCNH210030	Nozzle Set #030 Orifice	2500-3100 PSI
MCNH210035	Nozzle Set #035 Orifice	3200-4000 PSI
MCNH210040	Nozzle Set #040 Orifice	4000 PSI



Part No. MCNH210030

Water Garden Hose Inlet Filter

- 8.0 GPM
- 1/2" MNPT outlet x 3/4" FGHT inlet
- Can be used on any pressure washer with a 1/2" inlet opening
- Brass body and clear-sight glass
- Optional bypass port included

PART NO.	DESCRIPTION
MCNH300055	Inlet Filter, 1/2" MNPT x 3/4" FGHT



Part No. MCNH300055

Quick-Connect Rotary (Turbo) Nozzle

- 0° impact with 25° spray fan
- Increase cleaning efficiency by 30% with rotating high-impact nozzle
- Heavy-duty brass housing and high-pressure water filter included

PART NO.	DESCRIPTION
BCNH210132	Rotary Nozzle, 3200 PSI
BCNH210140	Rotary Nozzle, 4000 PSI



Part No. BCNH210140

Long Wand (Telescoping) Assembly

- 4000 PSI max pressure
- 8.0 GPM
- Lever-style, quick-connect collars for easy height adjustment
- 6' (collapsed) max
- 18' (extended) max
- Includes quick-connect fittings at inlet and outlet

PART NO.	DESCRIPTION
MCNH206018L	Telescoping Wand, 18'



Part No. MCNH206018L

Water Broom Assembly

- 4000 PSI max pressure
- 4.0 GPM
- Rolls on casters
- Includes (4) 65° nozzles
- Aluminum construction for easy maneuvering
- Excellent for sidewalks, floors, driveways and roofs

PART NO.	DESCRIPTION
MCNH400061	16" Water Broom Assembly, 4-Nozzle
BCNH400062	16" Under Car Water broom



Part No. BCNH400062



Part No. MCNH400061

14" Surface Cleaner

- 4000 PSI max pressure
- 8.0 GPM
- 180°F max temp
- 20" diameter

PART NO.	DESCRIPTION
BCNH403014	14" surface cleaner, 4000 PSI



Part No. MCNH403014

16"/20" Surface Cleaner

- 4000 PSI max pressure
- 8.0 GPM
- 180°F max temp
- 20" diameter

PART NO.	DESCRIPTION
BCNH403003	16" surface cleaner, 4000 PSI
BCNH403009	20" stainless steel surface cleaner, 4000 PSI



Part No. BCNH403003



Part No. BCNH403009

Low Pressure Chemical Injector

- 4000 PSI max pressure
- 2.0 – 5.0 GPM
- 195°F max temp
- 3/8" quick connect inlet
- 3/8" plug outlet
- Place on the outlet side
- Unique siphoning design draws chemicals or soap to aid in your cleaning flexibility.

PART NO.	DESCRIPTION
BCNH400001	4000 PSI low pressure chemical injector



Part No. BCNH400001

Pressure Washer Detergent

- One-gallon bottles, concentrate
- Car wash soap, deck and fence detergent and degreaser
- One gallon of concentrate makes five gallons of liquid detergent

PART NO.	DESCRIPTION
MC90050	Car Wash Soap
MC90052	Deck and Fence
MC90053	Degreaser



Part No. MC90050



Part No. MC90052



Part No. MC90053

Pump Oil For Pressure Washers & Air Compressors

- 30W One-liter bottle
- Non-detergent, Non-foaming

PART NO.	DESCRIPTION
MCNH490000	Pump Oil, 1 Liter



Part No. MCNH490000

Anti-Freeze For Pressure Washers

- Environmentally friendly anti-freeze solution (winterizer) and pump saver
- 16 oz

PART NO.	DESCRIPTION
BCNH490046	Anti-freeze solution



Part No. BCNH490046

WATER PUMP. TRASH PUMP. CHEMICAL TRANSFER PUMP. FIRE/HIGH PRESSURE PUMP. WHAT'S THE DIFFERENCE?

Water Pumps - Built with aluminum pumps that are designed to efficiently move large volumes of water. They are to be used in clear water to prolong pump life. They can handle soft items like algae, grass clipping, etc. Not to be used for chemicals or solids.

Trash Pump – Heavier aluminum bodies, ductile impellers, and whorl cases allow these pumps to handle solids in water. The seals are stronger to resist abrasion from grit that is often associated with dirty water. These pumps can be identified by T-Bolts or heavy flanges on the pump housing that allow easier access into the pump without tools so the operator can clean it out at the end of the work day. Not to be used for chemicals.

Chemical Pump – Built with fiberglass and reinforced nylon pumps that are easy to spot as they are black in color compared to the aluminum

housing of other pumps. While they can pump normal clean water, they are specifically designed to handle chemicals such as liquid fertilizers. The impeller and whorl case are made out of fiberglass and are not to be used with solids.

Fire/High Pressure Pump – A version of the water pumps that lowers water flow volume to increase pressure levels. When using the correct accessories the water can be discharged from the hose at greater distances, allowing it to spray a larger area.

WATER PUMPS

1" Water Pump

- 25cc Honda GX25 mini stroke engine
- Centrifugal Aluminum Pump
- Heavy-duty aluminum impeller
- 36 GPM Max Discharge Flow
- 100' Max Total Lift, 23' Max Suction Lift
- 1" MNPT Inlet/Outlet

PART NO.	DESCRIPTION
BCW115HR	1" Water Pump, Case IH



Part No. BCW115HR



2" Water Pump

- Honda engine
- Low Oil Shutdown
- Centrifugal Aluminum Pump
- Cast-iron impeller
- 158 GPM Max Discharge Flow
- 82' Max Total Lift, 26' Max Suction Lift
- 2" MNPT Inlet/Outlet

PART NO.	DESCRIPTION
MCW25HR	2" Water Pump, GC160 Honda 160cc, Case IH
MCW265HR	2" Water Pump, GX200 Honda 196cc, Case IH
MCCEW265HR	2" Water Pump, GX200 Honda 196cc, CASE



Part No. MCW265HR

Part No. MCW25HR

COMMERCIAL SERIES
POWERED by HONDA

3" Water Pump

- 196cc Honda OHV GX200 engine
- Low Oil Shutdown
- Centrifugal Aluminum Pump
- Cast-iron impeller
- 264 GPM Max Discharge Flow
- 85' Max Total Lift, 26' Max Suction Lift
- 3" MNPT Inlet/Outlet

PART NO.	DESCRIPTION
MCW365HR	3" Water Pump, Case IH
MCCEW365HR	3" Water Pump, CASE



Part No. MCCEW365HR

Part No. MCW365HR

COMMERCIAL SERIES
POWERED by HONDA

4" Water Pump

- 389cc Honda OHV GX390 engine
- Low Oil Shutdown
- Centrifugal Aluminum Pump
- Cast-iron impeller
- 422 GPM Max Discharge Flow
- 98' Max Total Lift, 26' Max Suction Lift
- 4" MNPT Inlet/Outlet

PART NO.	DESCRIPTION
MCW413HR	4" Water Pump, Case IH



Part No. MCW413HR

COMMERCIAL SERIES
POWERED by HONDA

1" Water Pump

- 79cc Powerease OHV engine
- Centrifugal Aluminum Pump
- Aluminum impeller
- 42 GPM Max Discharge Flow
- 85' Max Total Lift, 20' Max Suction Lift
- 1" MNPT Inlet/Outlet

PART NO.	DESCRIPTION
MCW125R	1" Water Pump, Case IH



Part No. MCW125R

WORKSHOP SERIES

POWER EASE ENGINES

2" Water Pump

- 210cc Powerease OHV engine
- Low Oil Shutdown
- Centrifugal Aluminum Pump
- Cast-iron impeller
- 158 GPM Max Discharge Flow
- 82' Max Total Lift, 26' Max Suction Lift
- 2" MNPT Inlet/Outlet

PART NO.	DESCRIPTION
MCW27R	2" Water Pump, Case IH



Part No. MCW27R

COMMERCIAL SERIES

POWER EASE ENGINES

3" Water Pump

- 210cc Powerease OHV engine
- Low Oil Shutdown
- Centrifugal Aluminum Pump
- Cast-iron impeller
- 264 GPM Max Discharge Flow
- 85' Max Total Lift, 26' Max Suction Lift
- 3" MNPT Inlet/Outlet

PART NO.	DESCRIPTION
MCW37R	3" Water Pump, Case IH



Part No. MCW37R

COMMERCIAL SERIES

POWER EASE ENGINES

4" Water Pump

- 420cc Powerease OHV engine
- Low Oil Shutdown
- Centrifugal Aluminum Pump
- Cast-iron impeller
- 422 GPM Max Discharge Flow
- 98' Max Total Lift, 26' Max Suction Lift
- 4" MNPT Inlet/Outlet

PART NO.	DESCRIPTION
MCW415R	4" Water Pump, Case IH



Part No. MCW415R

COMMERCIAL SERIES

POWER EASE ENGINES

2" Trash Pump

- 196cc Honda OHV GX200 engine
- Low Oil Shutdown
- Centrifugal Aluminum Pump
- 158 GPM Max Discharge Flow
- 85' Max Total Lift, 26' Max Suction Lift
- Solids up to 5/8"
- 2" MNPT Inlet/Outlet

PART NO.	DESCRIPTION
MCW265HT	2" Trash Pump, Case IH



Part No. MCW265HT

COMMERCIAL SERIES

POWERED by HONDA

3" Trash Pump

- 196cc Honda OHV GX200 engine
- Low Oil Shutdown
- Centrifugal Aluminum Pump
- 264 GPM Max Discharge Flow
- 85' Max Total Lift, 26' Max Suction Lift
- Solids up to 1"
- 3" MNPT Inlet/Outlet

PART NO.	DESCRIPTION
MCW365HT	3" Trash Pump, Case IH



Part No. MCW365HT

COMMERCIAL SERIES

POWERED by HONDA

3" Trash Pump

- 389cc Honda OHV GX390 engine
- Low Oil Shutdown
- Centrifugal Aluminum Pump
- 370 GPM Max Discharge Flow
- 98' Max Total Lift, 26' Max Suction Lift
- Solids up to 1"
- 3" MNPT Inlet/Outlet

PART NO.	DESCRIPTION
MCW313HT	3" Trash Pump, Case IH
MCCEW313HT	3" Trash Pump, CASE



Part No. MCW313HT



Part No. MCCEW313HT

COMMERCIAL SERIES

POWERED by HONDA

4" Trash Pump

- 389cc Honda OHV GX390 engine
- Low Oil Shutdown
- Centrifugal Aluminum Pump
- 580 GPM Max Discharge Flow
- 95' Max Total Lift, 26' Max Suction Lift
- Solids up to 1"
- 4" MNPT Inlet/Outlet

PART NO.	DESCRIPTION
MCW413HT	4" Trash Pump, Case IH
MCCEW413HT	4" Trash Pump, CASE



Part No. MCW413HT



Part No. MCCEW413HT

COMMERCIAL SERIES

POWERED by HONDA

2" Trash Pump

- 210cc Powerease OHV engine
- Low Oil Shutdown
- Centrifugal Aluminum Pump
- 158 GPM Max Discharge Flow
- 85' Max Total Lift, 26' Max Suction Lift
- Solids up to 5/8"
- 2" MNPT Inlet/Outlet

PART NO.	DESCRIPTION
MCW27RT	2" Trash Pump, Case IH



Part No. MCW27RT

COMMERCIAL SERIES

POWER EASE ENGINES

3" Trash Pump

- 210cc Powerease OHV engine
- Low Oil Shutdown
- Centrifugal Aluminum Pump
- 264 GPM Max Discharge Flow
- 85' Max Total Lift, 26' Max Suction Lift
- Solids up to 1"
- 3" MNPT Inlet/Outlet

PART NO.	DESCRIPTION
MCW37RT	3" Trash Pump, Case IH



Part No. MCW37RT

COMMERCIAL SERIES

POWER EASE ENGINES

2" Chemical Transfer Pump

- 210cc Powerease OHV engine
- Low Oil Shutdown
- Fiberglass Reinforced Poly Pump
- Resistant to most fertilizers and chemicals
- 154 GPM Max Discharge Flow
- 115' Max Total Lift, 26' Max Suction Lift
- 2" MNPT Inlet/Outlet

PART NO.	DESCRIPTION
MCW27RN	2" Chemical Transfer Pump, Case IH



Part No. MCW27RN

COMMERCIAL SERIES

POWER EASE ENGINES

3" Chemical Transfer Pump

- 210cc Powerease OHV engine
- Low Oil Shutdown
- Fiberglass Reinforced Poly Pump
- Resistant to most fertilizers and chemicals
- 265 GPM Max Discharge Flow
- 92' Max Total Lift, 26' Max Suction Lift
- 3" MNPT Inlet/Outlet

PART NO.	DESCRIPTION
MCW37RN	3" Chemical Transfer Pump, Case IH



Part No. MCW37RN

COMMERCIAL SERIES

POWER EASE ENGINES

160cc, 2" Chemical Transfer Pump

- 160cc Honda GC160 engine
- Fiberglass Reinforced Poly Pump
- Fiberglass Reinforced Poly Impeller
- 154 GPM Max Discharge Flow
- 115' Max Total Lift, 26' Max Suction Lift
- 2" MNPT Inlet/Outlet

PART NO.	DESCRIPTION
MCW25HN	2" Chemical Transfer Pump, Case IH



Part No. MCW25HN

COMMERCIAL SERIES

POWERED by HONDA™

196cc, 2" Chemical Transfer Pump

- 196cc Honda OHV GX200 engine
- Low Oil Shutdown
- Fiberglass Reinforced Poly Pump
- Fiberglass Reinforced Poly Impeller
- Resistant to most fertilizers and chemicals
- 154 GPM Max Discharge Flow
- 115' Max Total Lift, 26' Max Suction Lift
- 2" MNPT Inlet/Outlet

PART NO.	DESCRIPTION
MCW265HN	2" Chemical Transfer Pump, Case IH



Part No. MCW265HN

COMMERCIAL SERIES

POWERED by HONDA™

196cc, 3" Chemical Transfer Pump

- 196cc Honda OHV GX200 engine
- Low Oil Shutdown
- Fiberglass Reinforced Poly Pump
- Fiberglass Reinforced Poly Impeller
- Resistant to most fertilizers and chemicals
- 265 GPM Max Discharge Flow
- 92' Max Total Lift, 26' Max Suction Lift
- 3" MNPT Inlet/Outlet

PART NO.	DESCRIPTION
MCW365HN	3" Chemical Transfer Pump, Case IH



Part No. MCW365HN

COMMERCIAL SERIES

POWERED by HONDA™

**TRANSFERRING WATER HAS
NEVER BEEN EASIER**



WILDLAND SERIES



Case IH's new portable fire fighting equipment designed for extreme conditions.

1.5" Wildland Fire Pump

- 196cc Honda GX200
- Recoil Start & Low Oil Shutdown
- 78 GPM Max Flow
- 110 PSI Max
- 120' Total Lift, 26' Suction Lift
- 1 × 1.5" MNPT Inlet/Outlet
- 2 × 1" Outlet
- U.S. Forestry Approved Spark Arrestor

PART NO.	DESCRIPTION
WS1565H	1.5" Wildland Series 196cc



Part No. WS1565H



2" Wildland Fire Pump Cart

- 196cc Honda GX200
- Recoil Start & Low Oil Shutdown
- 78 GPM Max Flow
- 110 PSI Max
- 120' Total Lift, 26' Suction Lift
- 1 × 1.5" MNPT Inlet/Outlet
- 2 × 1" Outlet
- U.S. Forestry Approved Spark Arrestor

PART NO.	DESCRIPTION
WS1565FC	2" Fire Cart

ACCESSORIES INCLUDED:

- FIRE NOZZLE
- FOOT VALVE
- 12' SUCTION HOSE
- 50' FIRE HOSE
- PRIMING JUG



Part No. WS1565FC



Discharge Hose

PART NO.	LENGTH	SIZE	PRESSURE	WEIGHT
BCNH400084	50'	1"	80 PSI	21 lbs
BCNH400085	50'	2"	80 PSI	22 lbs
BCNH400086	50'	3"	65 PSI	23 lbs
BCNH400087	50'	4"	55 PSI	24 lbs



Part No. BCNH400085

Suction Hose

PART NO.	LENGTH	SIZE	CAMLOCK	STRAINER	WEIGHT
BCNH400088	25'	1"	Aluminum	Chemical	5 lbs
BCNH400089	25'	2"	Aluminum	Steel	12 lbs
BCNH400090	25'	3"	Aluminum	Steel	16 lbs
BCNH400091	25'	4"	Aluminum	Chemical	20 lbs



Part No. BCNH400088

225cc, Powerease Engine

- Low Oil Shutdown
- 3/4" Keyed Shaft
- 70dB @ 7m
- 3.0 L Gas Tank Capacity
- Forced Air Cooling

PART NO.	DESCRIPTION
MC070ENG	225cc Powerease OHV Engine



CARB
APPROVED

POWER EASE
ENGINES



Part No. MC070ENG

420cc, Powerease Engine

- Low Oil Shutdown
- 1" Keyed Shaft
- 70dB @ 7m
- 6.5 L Gas Tank Capacity
- Forced Air Cooling

PART NO.	DESCRIPTION
MC150ENG	420cc Powerease OHV Engine



CARB
APPROVED

POWER EASE
ENGINES



Part No. MC150ENG

KEEP THE WARMTH UP AND THE COSTS DOWN

Not only can wood be cost effective, it is one of the more environmentally friendly options for staying warm. However, hearths do require a constant supply of prepared wood. Electric and hydraulic log splitters take the strain out of splitting wood manually. Case IH log splitters include a range of units, from the small and portable 5-ton electric, 22 ton PTO drive model, and gas drive units ranging from 22, 28 and 34 ton to cover your every need. The larger models can work in both horizontal and vertical positions to suit your job under any circumstances.

LOGSPLITTERS

5-Ton Electric Log Splitter

- 115V, 60Hz
- 1300W Power output
- 12A Rated current
- 3400 RPM
- 2700 PSI
- 3.8L Oil capacity
- 2.2" Cylinder bore

**Optional 4 Way Wedge: BCNHL54WWE5T*

PART NO.	DESCRIPTION
BCLS5TE	5 Ton Electric Log Splitter, Case IH

WORKSHOP SERIES



22-Ton Log Splitter

- 3-Pt Hitch Log Splitter
- Hydraulic Hoses & Qd Tips
- 22-Ton Splitting Force
- 8" Wedge Height
- Horizontal Or Vertical Frame
- 25" Log Length

**Optional 4 Way Wedge: CNHLS4LW*

PART NO.	DESCRIPTION
BCLS22T3PT	22 Ton Log Splitter, Case IH

COMMERCIAL SERIES



Honda Log Splitter

- 25" Log Length
- 3 Position Control with Automatic Ram Return
- Extra Wide Heavy-Duty Log Trays
- Full Beam
- Polymer Fender Kit
- Honda Powered Engine
- Heavy-Duty Tapered Wheel Bearing
- Wire Wrapped Hydraulic Hose

**Optional 4 Way Wedge: CNHLS4LW*

PART NO.	DESCRIPTION
BCLS22TGC	22 Ton GC160 Honda Log Splitter, Case IH
BCLS28TGX	28 Ton GX200 Honda Log Splitter, Case IH
BCLS34TGX	34 Ton GX270 Honda Log Splitter, Case IH

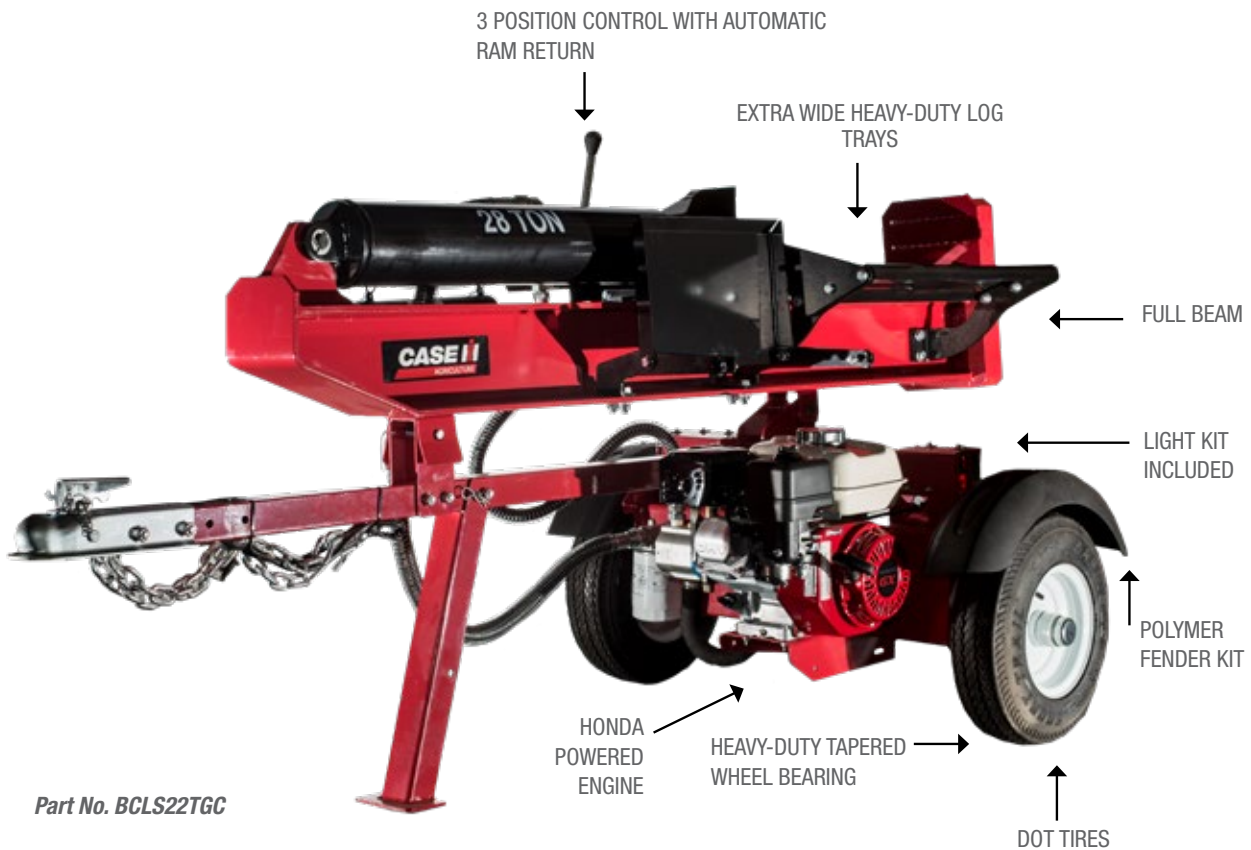
ARRIVES READY TO OPERATE

Includes: Oil, DOT approved tires, light kit, rear lights with steel guards

POWERED by
HONDA

COMMERCIAL SERIES

HORIZONTAL & VERTICAL USE



WINTER IS COMING – BE PREPARED THIS SEASON

The cold of winter is inevitable so we offer a wide selection of heating options for work and around the house. From the lightweight and convenient tank top propane heaters to the heavy duty diesel heaters. With a wide array of options you will be able to keep warm in any environment.

HEATERS

Propane 60,000 BTU LPG Forced Air Heater

- 60,000 BTU 120V
- Heats 1500 Sq'
- Adjustable Height Angle
- 10' Hose and Regulator Included
- Over-Heat Shut-Off
- Fully Enclosed Gas Controls
- Variable Heat Settings

PART NO.	DESCRIPTION
BCHL60F	Forced Air Heater, 60,000 BTUs, Case IH

WORKSHOP SERIES



Part No. BCHL60F

Propane 125,000 BTU LPG Forced Air Heater

- 125,000 BTU 120V
- Heats 3100 Sq'
- Adjustable Height Angle
- 10' Hose and Regulator Included
- Over-Heat Shut-Off
- Fully Enclosed Gas Controls
- Variable Heat Settings

PART NO.	DESCRIPTION
BCHL125F	Forced Air Heater, 125,000 BTUs, Case IH

WORKSHOP SERIES



Part No. BCHL125F

Kerosene 75,000 BTU Forced Air Heater

- 75,000 BTU/h 120V
- Heats up to 1,700 sq. ft
- 5-gallon fuel tank allows approximately 9 hours of use
- Built in thermostat
- Automatic safety shut-off system
- Fuel gauge
- Can use kerosene, fuel oil

PART NO.	DESCRIPTION
BC75DGD	Forced Air Heater, 77,000 BTUs, Case IH

COMMERCIAL SERIES



Part No. BC75DGD

Kerosene 127,000 BTU Forced Air Heater

- 127,000 BTU/h 120V
- Heats up to 3,100 sq. ft
- 10-gallon fuel tank allows approximately 9 hours of use
- Built in thermostat & built in calibrated air pressure gauge
- Flat Free tires
- Digital temperature read out & LED diagnostics
- Automatic safety shut-off system & fuel gauge
- Can use kerosene, fuel oil

PART NO.	DESCRIPTION
C127BK	Forced Air Heater, 127,000 BTUs, Case IH



Part No. C127BK

COMMERCIAL SERIES

Kerosene 170,000 BTU Forced Air Heater

- 170,000 BTU/h 120V
- Heats up to 4,300 sq. ft
- 13-gallon fuel tank allows approximately 9 hours of use
- Built in thermostat & built in calibrated air pressure gauge
- Flat Free tires
- Digital temperature read out & LED diagnostics
- Automatic safety shut-off system & fuel gauge
- Can use kerosene, fuel oil

PART NO.	DESCRIPTION
BC170DGD	Forced Air Heater, 177,000 BTUs, Case IH



Part No. BC170DGD

COMMERCIAL SERIES

Kerosene 217,000 BTU Forced Air Heater

- 217,000 BTU/h 120V
- Heats up to 5,300 sq. ft
- 13-gallon fuel tank allows approximately 9 hours of use
- Built in thermostat & built in calibrated air pressure gauge
- Flat Free tires
- Digital temperature read out & LED diagnostics
- Automatic safety shut-off system & fuel gauge
- Can use kerosene, fuel oil

PART NO.	DESCRIPTION
C217BK	Forced Air Heater, 217,000 BTUs, Case IH
CC217BK	Forced Air Heater, 217,000 BTUs, CASE



Part No. CC217BK

Part No. C217BK

COMMERCIAL SERIES

VACUUMS

10-Gallon Wet/Dry Vacuum

- Powerful motor provides maximum power of suction and blowing
- Dust full indicator for easier maintenance
- Powerful blower port instantly converts Vacuum to power blower
- Easy-to-assemble removable steel handle
- Large on/off switch with waterproof design
- 16' Power cord with cord wrap design
- On-board storage box keeps tools in order
- Heavy-duty rear wheels with swiveling front casters provide ease of movement in any direction

PART NO.	DESCRIPTION
BCV6510	16,000 BTU Tank Top Heater, Case IH
BCCV6510	32,000 BTU Tank Top Heater, CASE

PN: 19-3101 - Disposable Vacuum Bags (3 pack)

PN: 08-2566B - Filter Cartridge with Cap



Part No. BCV6510

Part No. BCCV6510

ACCESSORIES INCLUDED:



COMMERCIAL SERIES

16-Gallon Wet/Dry Vacuum

- Powerful motor provides maximum power of suction and blowing
- Dust full indicator for easier maintenance
- Powerful blower port instantly converts Vacuum to power blower
- Easy-to-assemble removable steel handle
- Large on/off switch with waterproof design
- 16' Power cord with cord wrap design
- On-board storage box keeps tools in order
- Heavy-duty rear wheels with swiveling front casters provide ease of movement in any direction

PART NO.	DESCRIPTION
BCV6516	16,000 BTU Tank Top Heater, Case IH

PN: 19-3102 - Disposable Vacuum Bags (3 pack)

PN: 08-2566B - Filter Cartridge with Cap



Part No. BCV6516

ACCESSORIES INCLUDED:



COMMERCIAL SERIES

Pop Display Clip

PART NO.	DESCRIPTION
BCNH85900010	POP display clip

*Card not included



Part No. 8BCNH85900010

Display Rack

PART NO.	DESCRIPTION
MC85900005	Pressure Washer Rack



Part No. MC85900005

WE GOT YOU COVERED

All Case IH and CASE power equipment products come with a comprehensive warranty. See next page for specific details on each product.

BE Power Equipment warrants that each new product will be free of any manufacture defects in workmanship for the set warranty period of the product. Warranty applies to the original purchaser of the product and cannot be transferred.

This warranty does not cover normal wear items, including but not limited to: seals, packings, valves, o-rings, spark plugs etc. Warranty does not include normal maintenance like oil changes, filters or valve adjustments. Nor does it include misuse of product. Warranty approval is at the sole discretion of BE Power Equipment.

In no event shall BE Power Equipment be liable for any indirect, incidental or consequential damages from the sale or use of the product. This disclaimer applies both during and after the term of this warranty. BE Power Equipment disclaims liability for any implied warranties, including implied warranties of merchantability and fitness for a specific purpose, after the applicable term of this warranty.

Pressure Washers

Frames: Lifetime

Engines: Honda GX – 3 Years, GC – 2 Years

Must contact local Honda Power Equipment for warranty

Baldor Motors – 2 years

Must contact Baldor for warranty

Powerease Engines and Motors – 2 Years or 1000 Hours

Pumps: Axial – 1 year, Triplex – 5 year**

Coil: (Hot Water Pressure Washer) – 3 years

Burner: (Hot Water Pressure Washer) – 3 years

Accessories: Hose Reels, Hose Gun, Wand, Tips,

Couplers, Unloaders, etc. - 90 Days

Generators

Frames: Lifetime

Engines: Honda GX – 3 Years

Must contact local Honda Power Equipment for warranty

Powerease Engines – 2 Years or 1000 Hours

Alternator/Control Panel: 1 Year

Water, Chemical, Trash Pumps

Frames: Lifetime

Engines: Honda GX – 3 Years, GC – 2 Years

Must contact local Honda Power Equipment for warranty

Powerease Engines – 2 Years or 1000 Hours

Pump Body: 2 Years

Submersible Pump: 1 Year

Compressors

Tanks: 2 Years

Engines: Honda GX – 3 Years

Must contact local Honda Power Equipment for warranty

Baldor Motors – 2 years

Must contact Baldor for warranty

Powerease Engines and Motors – 2 Years or 1,000 Hours

Pumps: 2 Years

Log Splitters

Frames: Lifetime

Engines: Honda GX – 3 Years, GC – 2 Years

Must contact local Honda Power Equipment for warranty

Powerease Engines – 2 Years or 1000 Hours

Hydraulics: 1 Year

Combo Units (Compressor/Welder/Generator)

Tanks: 2 Years

Engines: Honda GX – 3 Years

Must contact local Honda Power Equipment for warranty

Kohler Engines Command Pro – 3 Years

Must contact Kohler for warranty

Compressor Pump: 2 Years

Generator: 1 Year

Welder: 1 Year

Vacuums

1 Year

Heaters

1 Year

Batteries

1 Year starting at the time of purchase from dealer

Parts and Accessories

Hose Reels, Hose Gun, Wand, Tips, Couplers, Unloaders, etc. – 90 Days



PM-18306 04/2019 Replaces: PM-17934

©2019 CNH Industrial America LLC. All rights reserved. Case IH is a trademark registered in the United States and many other countries, owned by or licensed to CNH Industrial N.V., its subsidiaries or affiliates. Case Construction is a trademark in the United States and many other countries, owned by or licensed to CNH Industrial N.V., its subsidiaries or affiliates. Any trademarks referred to herein, in association with goods and/or services of companies other than CNH Industrial America LLC, are the property of those respective companies.
www.caseih.com